



Installing and Configuring AutoValue/Bumper to Bumper MyPlaceForParts within Pace – Yes Management System

Revised 1/13/2016

Pace- Yes Management System now integrates AutoValue/Bumper to Bumper web based catalogs.

Updated Instructions can be found at <http://MyPlaceForParts.com/Integrations>

Prerequisites

Internet Explorer 9 or greater

Microsoft .NET 3.5

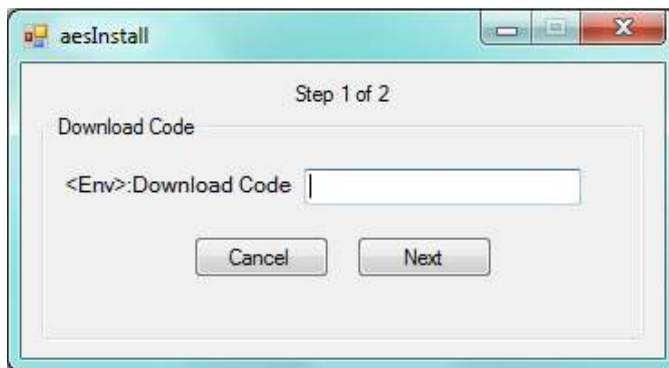
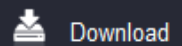
Download code provided by your Auto parts Supplier

- 1) Shut down the Pace – Yes Management application
- 2) Click the download button in the Upper Right hand corner of this window and choose Run.

Step 1

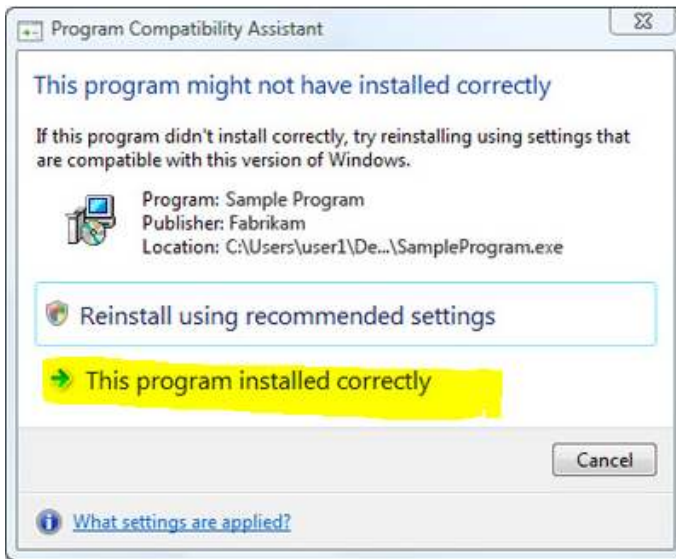
3)

Enter the download code provided to you by your parts supplier and click next.



The default directory C:\aesServer will be displayed as the install to directory, click install and the installer will download and install all the required files for this integration.

You may get a message saying “This Program might have not installed correctly” Double Click on “This program installed correctly”



Contact Pace Support at 1-800-336-1615 or <http://yesshopsoftware.com/>